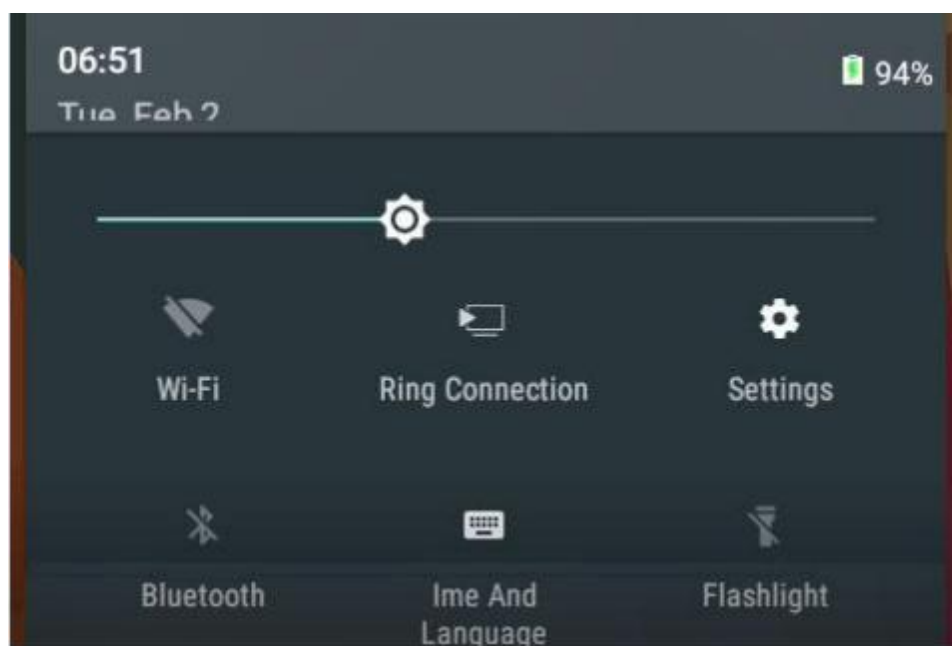


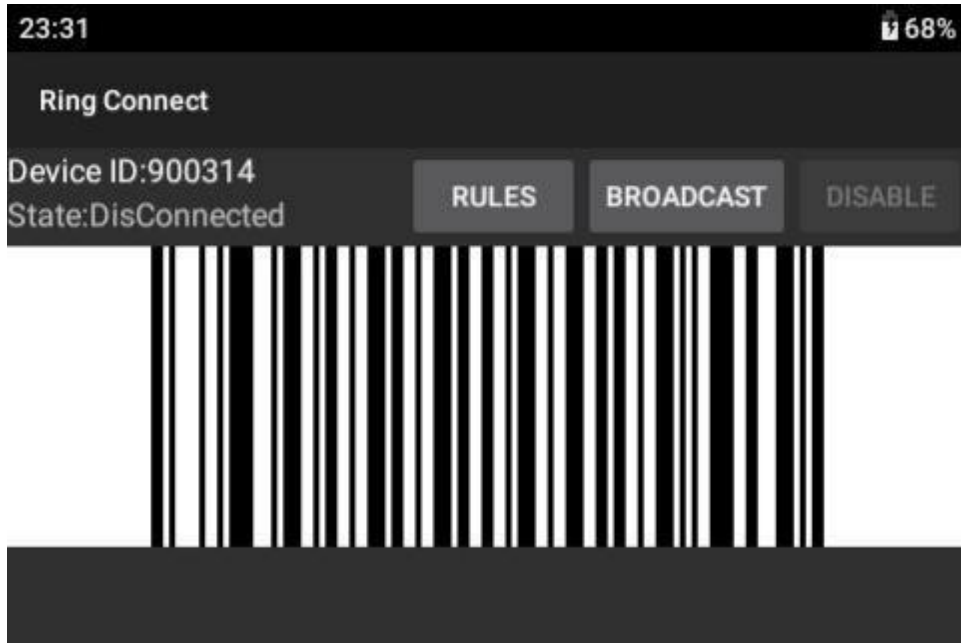
# How to Connect Ring Scanner with Wearable Computer?

## 1. Connection

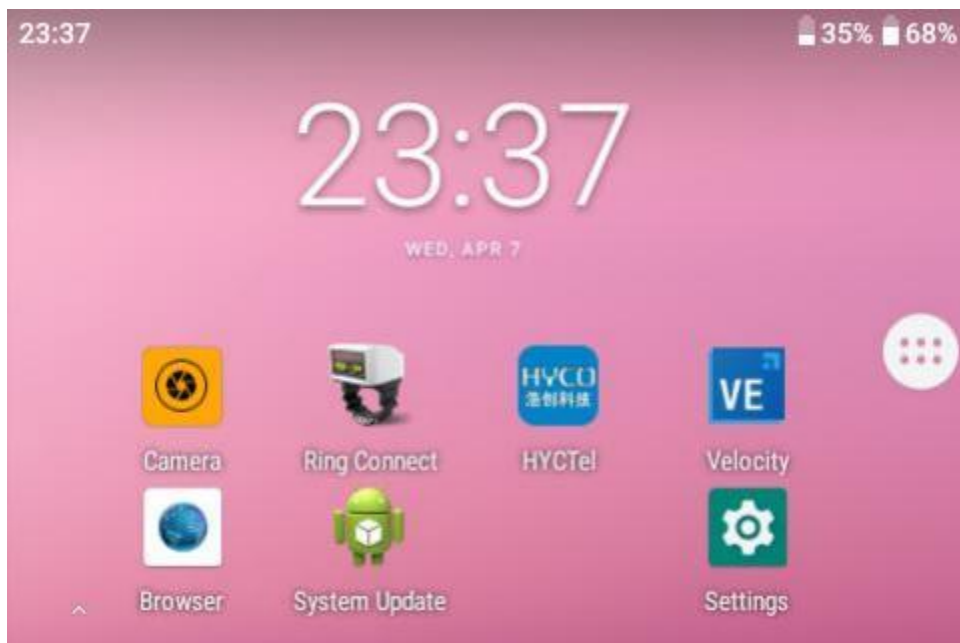
a) Click Ring Connection in the drop-down menu.



**b) Status: Disconnected (See picture below)**



c) Scan the screen with the ring scanner at close range (no need to scan the barcode). When the connection is done, the system will automatically exit the interface. The left battery icon in the upper right corner shows the ring battery status. (See picture below)



d) If the interface shows connected before ring scanner connection, click Disable and repeat step c.

## 2. Receiving Codes in Applications

A) Register the broadcast on the interface that needs to receive barcodes. The action of broadcast is:

`"com.example.bluetooth.le.ACTION_DATA_AVAILABLE"`

## **B) Scanning with ring scanner in onReceive method:**

```
String code = intent.getStringExtra(EXTRA_DATA);
```

```
code = code.trim();
```

```
EXTRA_DATA = "com.example.bluetooth.le.EXTRA_DATA";
```

code is the code being scanned.